



e-Manifest and the RCRAInfo Industry Application

Marlicia Jauregui
Department of Toxic Substances Control

21st Annual California CUPA Training Conference
February 25-28, 2019
Anaheim



www.calcupa.org

Overview

- RCRAInfo
- Hazardous Waste Electronic Manifest System (e-Manifest)
- Getting Started
- Resources
- Q&A

Resource Conservation and Recovery Act Information (RCRAInfo) System

EPA's Tracking System

Generation



Transport



Treatment, Storage, and Disposal



RCRAInfo



myRCRAid

e-Manifest

Biennial
Report

<https://rcrainfo.epa.gov/rcrainfoprod/action/secured/login>

Hazardous Waste Electronic Manifest System (e-Manifest)

- Facilitates the electronic creation and transmission of hazardous waste manifests
- Launched June 30, 2018
- Create and manage manifests in RCRAInfo

Please print or type. (Form designed for use on size 10-1/2x14-1/2) (Simplified) Form Approved, OMB No. 2000-0032

UNIFORM HAZARDOUS WASTE MANIFEST Generator's Name and Mailing Address Generator's Site Address (if different from mailing address)

Generator's Phone
 Transporter 1 Company Name U.S. EPA ID Number
 Transporter 2 Company Name U.S. EPA ID Number
 Designated Facility Name and Site Address U.S. EPA ID Number

Facility's Phone

No.	HS U.S. DOT Description (including Proper Shipping Name, Hazard Class, ID Number, and Packing Group (if any))	11. Containers		11. Total	12. Unit	13. Waste Codes
		No.	Type	Quantity	Wt./Vol.	
1						
2						
3						
4						

14. Special Handling Instructions and Additional Information

15. GENERATOR'S CERTIFICATION. I hereby declare that the contents of this manifest are fully and accurately described above by the proper shipping name, and are classified, packaged, marked and labeled/accumulated, and are in all respects in proper condition for transport according to applicable international and national governmental regulations. If export shipment (not an the Primary Exporter), I certify that the contents of this manifest conform to the terms of the attached EPA Acknowledgment of Receipt. I certify that the waste identification statement identified in 45 CFR 262.27(a) (if I am a large quantity generator) or 262.27(b) (if I am a small quantity generator) is true.

16. International Shipments Export from U.S. Port of export: _____ Date leaving U.S. _____

17. Transporter Acknowledgment of Receipt of Materials
 Transporter 1 Printed/Typed Name _____ Signature _____ Month _____ Day _____ Year _____
 Transporter 2 Printed/Typed Name _____ Signature _____ Month _____ Day _____ Year _____

18. Discrepancy
 18a. Discrepancy Indication: Quantity Type Residue Package Rejection Full Rejection

18b. Alternate Facility (or Generator) _____ Manifest Reference Number _____ U.S. EPA ID Number _____

18c. Signature of Alternate Facility (or Generator) _____ Month _____ Day _____ Year _____

19. Hazardous Waste Report Management Method Codes (i.e., codes for hazardous waste treatment, disposal, and recycling systems)

20. Designated Facility Owner or Operator. Certification of receipt of hazardous materials covered by the manifest except as noted in item 18a

Printed/Typed Name _____ Signature _____ Month _____ Day _____ Year _____

DESIGNATED FACILITY TO DESTINATION STATE (IF REQUIRED)

e-Manifest Benefits

- Create and submit manifests electronically
- Cost savings and paperwork burden reductions
- Accurate more timely information on waste shipments
- Creation of a single hub for reporting manifest data
- Enhanced “cradle to grave” tracking

Scope of e-Manifest

- Any waste shipped on a manifest pursuant to federal or state law is covered:
 - RCRA federal hazardous waste
 - Regulated PCB waste shipped on a manifest
 - State-regulated hazardous waste (if manifest required by initiation or destination states)
 - Very Small Quantity Generator waste (if manifest required by state)
 - Imported hazardous waste

- **One exception**: hazardous waste exports are not included in e-Manifest at this time

Scope of e-Manifest

➤ Who is covered?

- Permitted hazardous waste treatment, storage, and disposal facilities.
- Any other receiving facilities accepting waste on a manifest.

➤ Other entities that can create, edit, and/or sign electronic manifests:

- Generators
- Transporters
- Brokers preparing manifests

Manifest Submission

- Paper
- Hybrid
- Electronic



RCRAInfo Users

Two Types of Users:

- Regulators
- Industry

User Permissions

Level of Permission	Definition
None	The user has no permissions for these sites within the module specified.
Viewer	The user can view the data for these sites within the module specified but cannot change the information in any manner.
Preparer	The user can enter data for these sites within the module specified but cannot sign and submit the information to the regulatory authority.
Certifier	The user can sign and submit the information for these sites to the regulatory authority. This user is require to obtain an Electronic Signature Agreement.
Site Manager	Responsible for approving user registrations for users at their facility/company. More on next slide.

Site Manager

- The Site Manager permission was added to the RCRAInfo Industry Application in the Fall of 2017
 - Applies to all three modules: myRCRAid, BR, and e-Manifest.
- Site Managers are responsible for approving permissions for users at their facility/company.
- EPA encourages receiving facilities to register at least two Site Managers per EPA ID number.

How e-Manifest Impacts Industry

Receiving Facilities:

- All manifests must be submitted to EPA.
- Receiving facilities will be charged a fee for **each** manifest submitted.
- e-Manifest applies to interstate shipments for which either the origination state or the destination state require a manifest.
- e-Manifest also applies to receivers of state-only regulated wastes and to receivers of interstate waste shipments.

How e-Manifest Impacts Industry

Transporters:

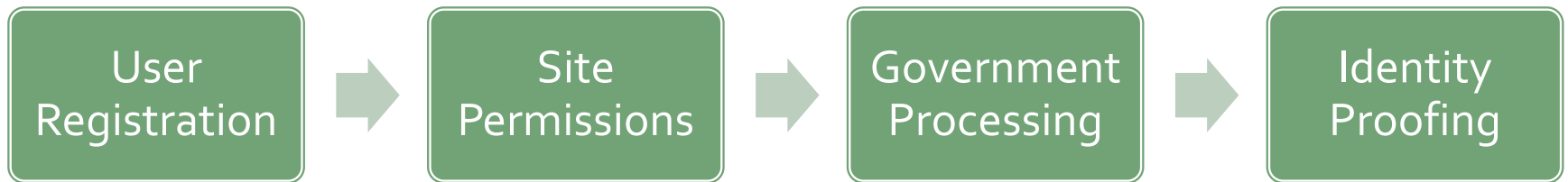
- Have the option to create and submit manifests electronically in e-Manifest (must sign up to do so).
- May prepare manifests electronically in e-Manifest for their generator clients.
- Must still carry one paper copy of a manifest on their transport vehicles until DOT's hazardous materials regulations allow an electronic shipping paper.

How e-Manifest Impacts Industry

Generators:

- Have the option to create and submit manifests electronically in e-Manifest (must sign up to do so).
- Need an EPA ID number to use electronic manifests.
- Will have access to electronic copies of completed manifests by registering in e-Manifest.
- Will still be required under California law to send the generator copy of the manifest to DTSC by mail **except** when a manifest starts and finishes as an electronic manifest in the e-Manifest system.

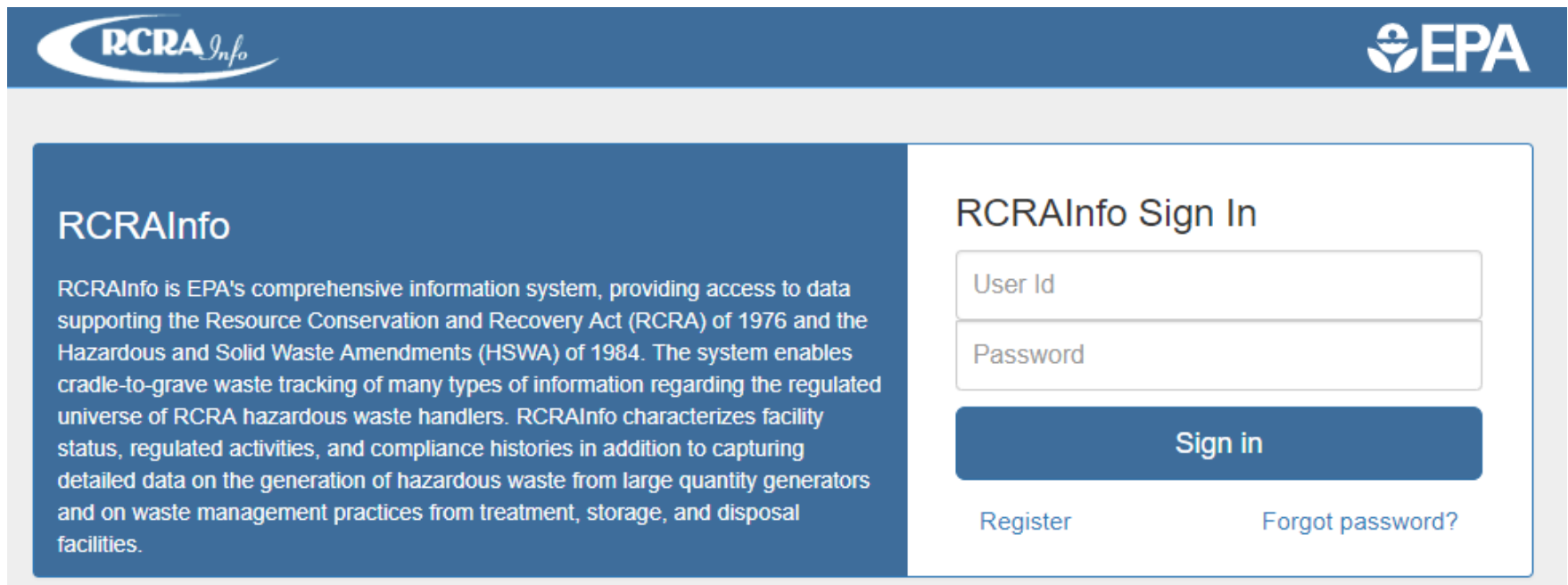
Getting Started



E-Manifest registration and instructions are available at <https://www.epa.gov/e-manifest>

e-Manifest User Registration

Request an Account:



RCRAInfo

RCRAInfo is EPA's comprehensive information system, providing access to data supporting the Resource Conservation and Recovery Act (RCRA) of 1976 and the Hazardous and Solid Waste Amendments (HSWA) of 1984. The system enables cradle-to-grave waste tracking of many types of information regarding the regulated universe of RCRA hazardous waste handlers. RCRAInfo characterizes facility status, regulated activities, and compliance histories in addition to capturing detailed data on the generation of hazardous waste from large quantity generators and on waste management practices from treatment, storage, and disposal facilities.

RCRAInfo Sign In

User Id

Password

Sign in

[Register](#) [Forgot password?](#)

<https://rcrainfo.epa.gov/rcrainfoprod/action/secured/login>

e-Manifest User Registration

Select User Type:

RCRA Info **EPA**

Select Registration Type x

Regulatory Agency User

Select this option if you represent a State environmental agency or the United States Environmental Protection Agency.

Continue to Regulatory User Registration

Industry User

Select this option if you want to submit RCRA Notification, Biennial Report and/or manifest data on behalf of a regulated hazardous waste site including federal facilities.

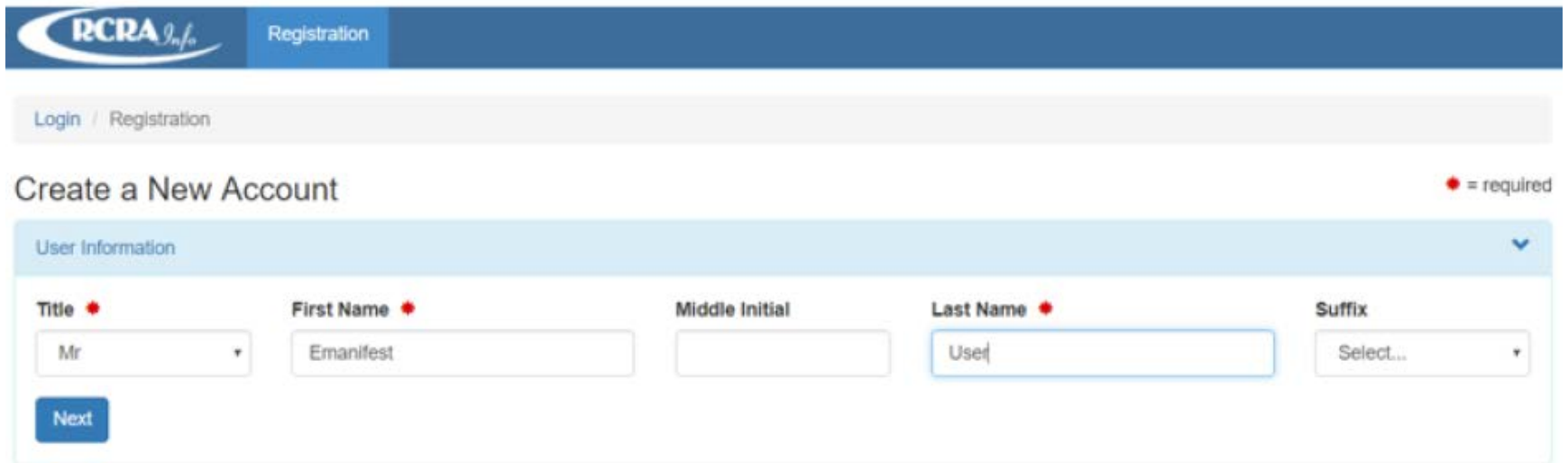
Continue to Industry User Registration

and on waste management practices from treatment, storage, and disposal facilities.

[Register](#) [Forgot password?](#)

e-Manifest User Registration

Create An Account:



The screenshot shows the RCRA Info Registration page. The header includes the RCRA Info logo and a 'Registration' tab. Below the header is a breadcrumb trail 'Login / Registration'. The main heading is 'Create a New Account' with a red asterisk icon and the text '= required' to its right. The form is titled 'User Information' and contains the following fields:

Title *	First Name *	Middle Initial	Last Name *	Suffix
<input type="text" value="Mr"/>	<input type="text" value="Emanifest"/>	<input type="text"/>	<input type="text" value="User"/>	<input type="text" value="Select..."/>

A 'Next' button is located below the form fields.

e-Manifest User Registration

Organization/Contact Information:

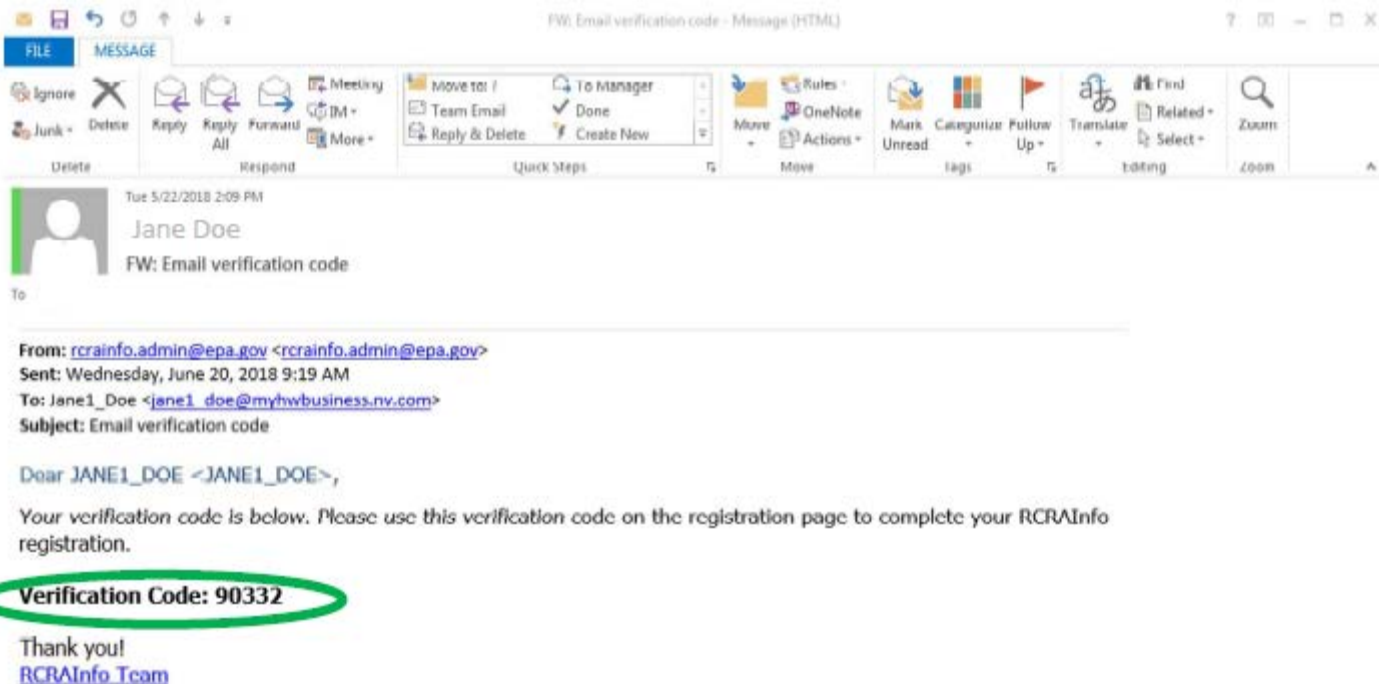
The screenshot shows the 'Organization/Contact Information' section of the RCRA e-Manifest user registration form. The form is titled 'Create a New Account' and includes a 'Back to CDQ' link. The 'Organization/Contact Information' section is expanded and contains the following fields:

- Organization Name ***: A text input field.
- Mailing Address (line 1) ***: A text input field.
- Mailing Address (line 2)**: A text input field.
- City ***: A text input field.
- State ***: A dropdown menu with 'Select a State' as the placeholder.
- Zip/Postal Code ***: A text input field.
- Country ***: A dropdown menu with 'UNITED STATES' as the selected option.
- Job Title ***: A text input field.
- Phone Number ***: A text input field.
- Extension**: A text input field.
- Email ***: A text input field.
- Re-enter Email ***: A text input field.

At the bottom of the form, there is a 'Register' button and a 'Send Verification Code via Email' button, which is highlighted with a green arrow.

e-Manifest User Registration

Verification Code:



e-Manifest User Registration

Verification Code:

- Enter Verification Code
- Click the "Register" Link
- A green banner appears

The screenshot shows the RCRA e-Manifest Registration page. At the top, there is a blue header with the RCRA logo and the word "Registration". Below the header is a green banner with a checkmark and the text: "You have completed New Industry Account registration. You will be redirected shortly." The main content area is titled "Create a New Account" and includes a sub-header "Built on CDX". The form is divided into several sections: "User Information", "Create a User ID and Password", and "Organization/Contact Information". The "Organization/Contact Information" section contains fields for Organization Name (Jane1_Doe), Mailing Address (line 1) (901 S. Stewart St, Suite 4001), Mailing Address (line 2), City (Carson City), State (Nevada), Zip/Postal Code (89701), and Country (UNITED STATES). Below these are fields for Job Title (HW Handler), Phone Number (776 687 8764), Extension, Email (vkauffman@ndep.nv.gov), and Re-enter Email (vkauffman@ndep.nv.gov). A "Send Verification Code via Email" button is located to the right of the email fields. The "Verification Code" field, containing the value "42533", is highlighted with a green border. A green arrow points to the "Register" button at the bottom of the form.

e-Manifest User Registration

Add an Existing Site:

My Sites Requested Site IDs 0

My Sites

Show 20 entries Search:

Site ID	Site Name	Address	City	State	County
There are no sites to display.					

Showing 0 to 0 of 0 entries Previous Next

[Add Existing Site](#) [Request Site ID](#)

- Click "Add Existing Site"

e-Manifest User Registration

Add an Existing Site:

Search ×

Site ID <input type="text"/>	Site Name <input type="text"/>	
Street Number <input type="text"/>	Street Name <input type="text"/>	City <input type="text"/>
State * Select a State ▼	County Select a County ▼	Zip <input type="text"/>

- Click "Search"

e-Manifest User Registration

Request Access:

The screenshot shows the RCRA Info website interface. A search results window is open, displaying a table of site information. The table has columns for Site ID, Site Name, Address, City, State, and County. Two entries are shown. The second entry, with Site ID NVR000090456, is selected, indicated by a green circle around its checkbox. Below the table, there are buttons for 'Request Access', 'Back to Search Criteria', and 'Close'. A green arrow points to the 'Request Access' button.

Search Results

Show 20 entries

Select All	Site ID	Site Name	Address	City	State	County
<input type="checkbox"/>	NVD982015877	ABC PLATING INC	1550 INDUSTRIAL WAY	SPARKS	NV	WASHOE
<input checked="" type="checkbox"/>	NVR000090456	ABC PLATING	902 S STEWART ST	CARSON CITY	NV	CARSON CITY

Showing 1 to 2 of 2 entries

Previous 1 Next

Request Access Back to Search Criteria Close

e-Manifest User Registration

Select Permissions:

Select Permissions

You've selected 1 site(s), now please choose the permissions you are requesting.

Module	Permission Level	Description of Permission
Site Management	None ▼	None
e-Manifest	None ▼	None
myRCRAid	None ▼	None

[Send Request](#) [Back to Search Results](#) [Close](#)

e-Manifest User Registration

Send Request:

Select Permissions ✕

You've selected 1 site(s), now please choose the permissions you are requesting.

Module	Permission Level	Description of Permission
Site Management	<input type="button" value="Active"/> ▾	Manage site data and API access across all modules the state participates in.

Send Request

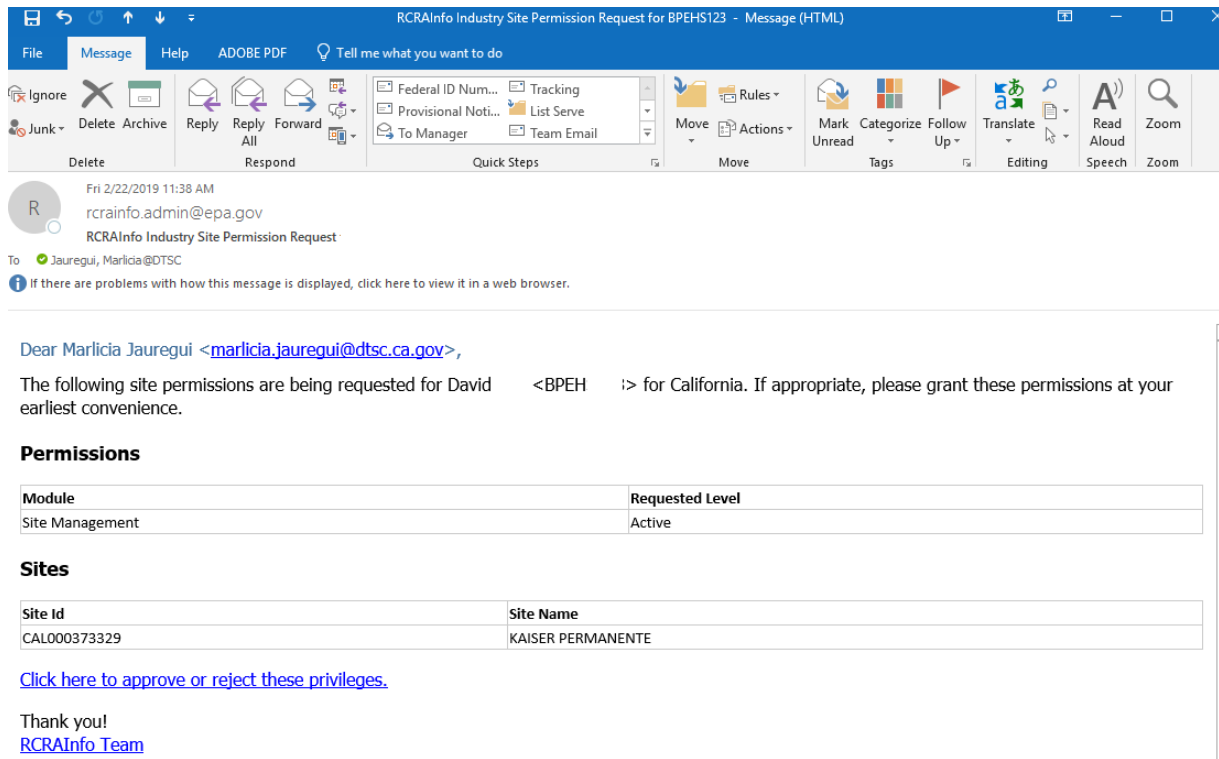
Back to Search Results

Close



e-Manifest Government Processing

DTSC Reviews Request:



The screenshot shows an email client interface with a message titled "RCRAInfo Industry Site Permission Request for BPEHS123 - Message (HTML)". The sender is "rcrainfo.admin@epa.gov" and the recipient is "Jauregui, Marlicia@DTSC". The email body contains a request for site permissions for David <BPEH...> for California. It includes two tables: one for "Permissions" and one for "Sites".

Dear Marlicia Jauregui <marlicia.jauregui@dtsc.ca.gov>,

The following site permissions are being requested for David <BPEH...> for California. If appropriate, please grant these permissions at your earliest convenience.

Permissions

Module	Requested Level
Site Management	Active

Sites

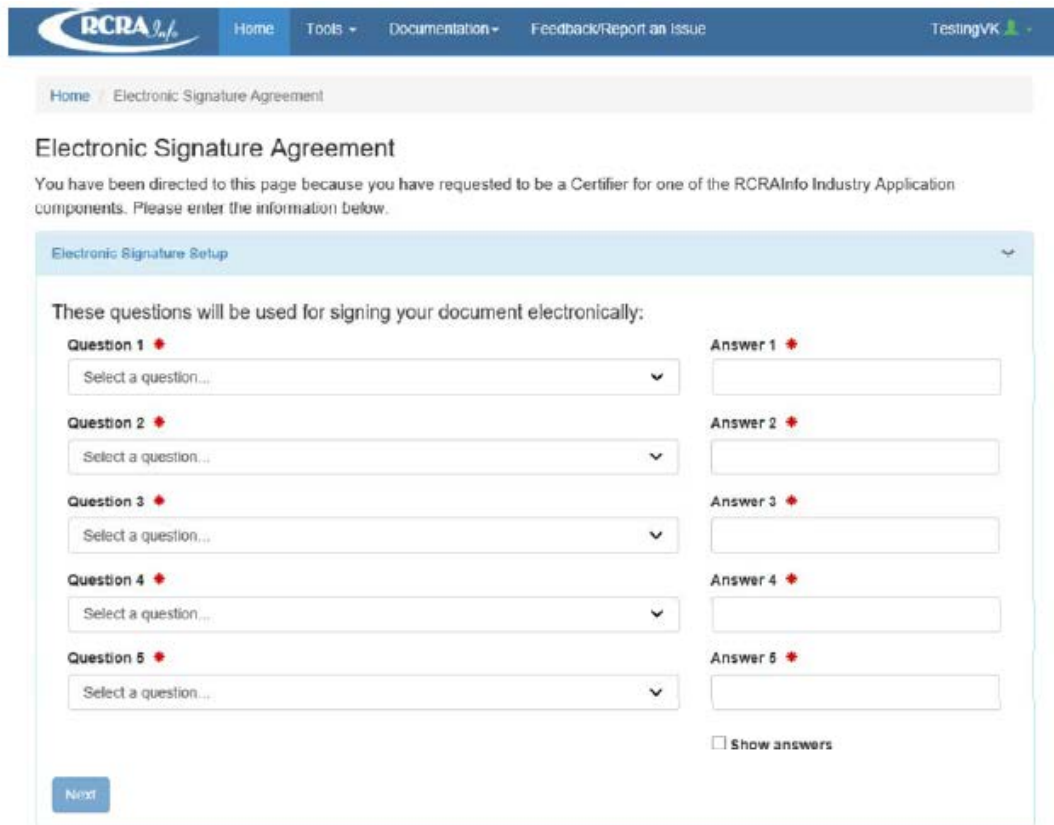
Site Id	Site Name
CAL000373329	KAISER PERMANENTE

[Click here to approve or reject these privileges.](#)

Thank you!
[RCRAInfo Team](#)

e-Manifest Identity Proofing

Electronic Signature Agreement:



The screenshot shows a web application interface for the RCRA Info Electronic Signature Agreement. The top navigation bar includes links for Home, Tools, Documentation, Feedback/Report an Issue, and a user profile for TestingVK. The main content area is titled "Electronic Signature Agreement" and contains a message: "You have been directed to this page because you have requested to be a Certifier for one of the RCRAInfo Industry Application components. Please enter the information below." Below this is a section titled "Electronic Signature Setup" which contains five questions and five corresponding answer fields. Each question is a dropdown menu labeled "Select a question..." and each answer field is a text input box. A "Next" button is located at the bottom left of the form, and a "Show answers" checkbox is at the bottom right.

RCRA Info Home Tools Documentation Feedback/Report an Issue TestingVK

Home / Electronic Signature Agreement

Electronic Signature Agreement

You have been directed to this page because you have requested to be a Certifier for one of the RCRAInfo Industry Application components. Please enter the information below.

Electronic Signature Setup

These questions will be used for signing your document electronically:

Question 1	Answer 1
Select a question...	
Question 2	Answer 2
Select a question...	
Question 3	Answer 3
Select a question...	
Question 4	Answer 4
Select a question...	
Question 5	Answer 5
Select a question...	

Show answers

Next

RCRAInfo Home



Home

Reports ▾

USITS

Tools ▾

Documentation ▾

Marlicia  ▾

Search

Basic Criteria

Handler Id

Handler Name

Active Sites

 Off

Other Ids

 Off

Historical

 Off

Location Criteria

Street Number

Street Name

City

State

 ▾

Links

- Pending Requests **0**
- My "Finish Later" Drafts **0**
- myRCRAid Submissions **38**

e-Manifest Data

RCRAInfo

Site Information			
Type	Site ID	Site Name	Total (Tons)
Generator	CA7170023330	US NAVY BRAC PMO-W (TI)	1,271.76

84 items found, displaying 1 to 50. [First/Prev] 1, 2 [Next/Last]

Tracking Number	Shipped	Received	Waste Codes	Acute (Tons)	Non-Acute (Tons)	Total (Tons)
019680612JJK	10/16/2018	10/16/2018	CA-611	0	15.12	15.12
019680613JJK	10/16/2018	10/16/2018	CA-611			
019680614JJK	10/16/2018	10/16/2018	CA-611			
019680615JJK	10/17/2018	10/17/2018	CA-611			
019680616JJK	10/17/2018	10/17/2018	CA-611			
019680617JJK	10/17/2018	10/17/2018	CA-611			
019680618JJK	10/17/2018	10/17/2018	CA-611			

Site Information		
Type	Site ID	Site Name
Generator	CA7170023330	US NAVY BRAC PMO-W (TI)
Transporter	CAR000180059	F B R TRUCKING
Designated Facility	CAD980675276	CLEAN HARBORS BUTTONWILLOW LLC

Manifest Information			
Tracking Number	Shipped	Received	Manifest Total (Tons)
019680612JJK	10/16/2018	10/16/2018	15.12

RCRAInfo Web:


<https://rcrapublic.epa.gov/rcrainfoweb/action/modules/em/emindex>



Manifest Data

HWTS

<https://hwts.dtsc.ca.gov/>



RCRAInfo

<https://rcrainfo.epa.gov>

e-Manifest Traffic

- 800,000 unique manifests
- 97% of all the data received is via web services
- Only 3% is directly entered into the RCRAinfo Industry Application

e-Manifest Traffic

- California leads the nation in e-Manifest utilization:
 - 34% of all generating facilities
 - 28% of all "first" transporters
 - 10% of all receiving facilities
 - 28% of the manifests originated in CA
 - 15% were received in CA
- State-only waste manifests were 64% of the California manifest traffic.

Resources

- Visit EPA Website: www.epa.gov/e-Manifest
- Submit input/questions to: eManifest@epa.gov
- Subscribe to the Listserv: eManifest-subscribe@lists.epa.gov
- Access [EPA Webinars](#) and [Fact Sheets](#)
- Access RCRAInfo Web:
<https://rcrapublic.epa.gov/rcrainfoweb/action/modules/em/emindex>
- Contact EPA Regional e-Manifest policy and IT POCs
- Contact DTSC: e-Manifest@dtsc.ca.gov

Questions?

EPA Contacts:

Sarah Samples

U.S. Environmental Protection Agency
Region 9
75 Hawthorne Street
San Francisco, CA 94105
Samples.Sarah@epa.gov
t: 415-972-3961

Liz Janes

U.S. Environmental Protection Agency
Region 9
75 Hawthorne Street
San Francisco, CA 94105
Janes.Elizabeth@epa.gov
t: 415-972-3537



DTSC Contact:

Marlicia Jauregui

Program Application Services
1001 I Street
Sacramento, CA 95814
Marlicia.Jauregui@dtsc.ca.gov
t: 916-322-3814

